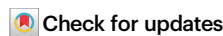


Author Correction: The *SOD1*-mediated ALS phenotype shows a decoupling between age of symptom onset and disease duration

Correction to: *Nature Communications*
<https://doi.org/10.1038/s41467-022-34620-y>,
 published online 12 November 2022

<https://doi.org/10.1038/s41467-024-49938-y>

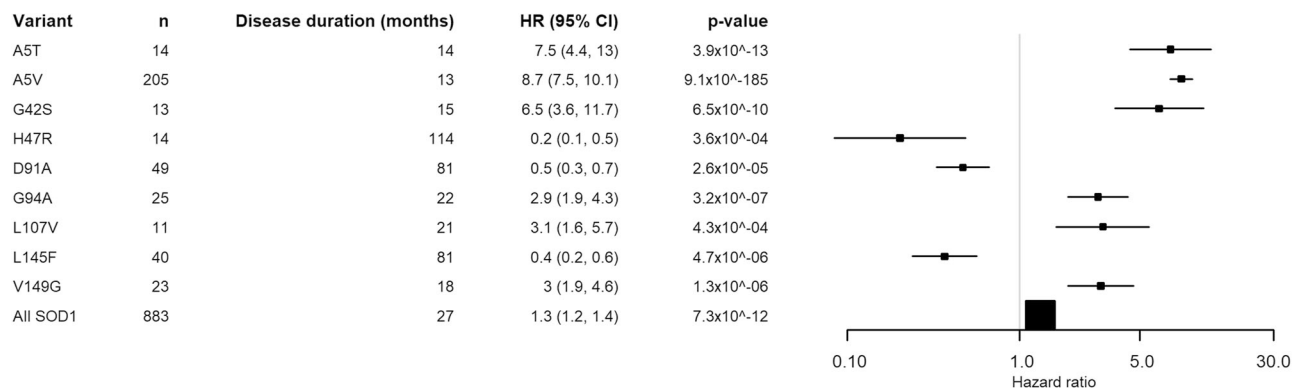
Published online: 02 July 2024



Sarah Opie-Martin, Alfredo Iacoangeli , Simon D. Topp , Olubunmi Abel, Keith Mayl, Puja R. Mehta , Aleksey Shatunov, Isabella Fogh, Harry Bowles, Naomi Limbachiya , Thomas P. Spargo, Ahmad Al-Khleifat , Kelly L. Williams , Jennifer Jockel-Balsarotti, Taha Bali, Wade Self , Lyndal Henden , Garth A. Nicholson , Nicola Ticozzi , Diane McKenna-Yasek, Lu Tang, Pamela J. Shaw , Adriano Chio, Albert Ludolph, Jochen H. Weishaupt, John E. Landers , Jonathan D. Glass , Jesus S. Mora , Wim Robberecht, Philip Van Damme , Russell McLaughlin , Orla Hardiman, Leonard van den Berg, Jan H. Veldink , Phillippe Corcia, Zorica Stevic, Nailah Siddique, Vincenzo Silani, Ian P. Blair, Dong-sheng Fan, Florence Esselin, Elisa de la Cruz , William Camu , Nazli A. Basak, Teepu Siddique , Timothy Miller, Robert H. Brown , Ammar Al-Chalabi & Christopher E. Shaw

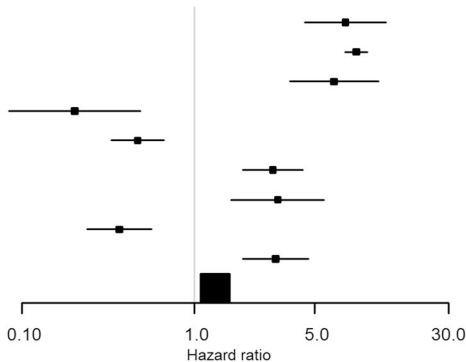
The original version of this Article contained an error in Figure 4. Under the heading ‘Disease duration (months)’, all disease durations were reported as ‘disease duration’ rather than reporting the numerical value. The correct version now reports the disease duration in months instead of the original, incorrect ‘disease duration’. This has been corrected in both the PDF and HTML versions of the Article.

The correct version of Figure 4 is:



which replaces the previous incorrect version:

Variant	n	Disease duration (months)	HR (95% CI)	p-value
A5T	14	Disease duration (months)	7.5 (4.4, 13)	3.9x10 ⁻¹³
A5V	205	Disease duration (months)	8.7 (7.5, 10.1)	9.1x10 ⁻¹⁸⁵
G42S	13	Disease duration (months)	6.5 (3.6, 11.7)	6.5x10 ⁻¹⁰
H47R	14	Disease duration (months)	0.2 (0.1, 0.5)	3.6x10 ⁻⁰⁴
D91A	49	Disease duration (months)	0.5 (0.3, 0.7)	2.6x10 ⁻⁰⁵
G94A	25	Disease duration (months)	2.9 (1.9, 4.3)	3.2x10 ⁻⁰⁷
L107V	11	Disease duration (months)	3.1 (1.6, 5.7)	4.3x10 ⁻⁰⁴
L145F	40	Disease duration (months)	0.4 (0.2, 0.6)	4.7x10 ⁻⁰⁶
V149G	23	Disease duration (months)	3 (1.9, 4.6)	1.3x10 ⁻⁰⁶
All SOD1	883	Disease duration (months)	1.3 (1.2, 1.4)	7.3x10 ⁻¹²



Open Access This article is licensed under a Creative Commons Attribution 4.0 International License, which permits use, sharing, adaptation, distribution and reproduction in any medium or format, as long as you give appropriate credit to the original author(s) and the source, provide a link to the Creative Commons licence, and indicate if changes were made. The images or other third party material in this article are included in the article’s Creative Commons licence, unless indicated otherwise in a credit line to the material. If material is not included in the article’s Creative Commons licence and your intended use is not permitted by statutory regulation or exceeds the permitted use, you will need to obtain permission directly from the copyright holder. To view a copy of this licence, visit <http://creativecommons.org/licenses/by/4.0/>.

© The Author(s) 2024